


# New stained-glass window in the Narthex



CHRIST CHURCH  
PELHAM MANOR, NY

This packet presents information on a new stained-glass window for the Narthex. The window is being given in memory of parishioner and member Robert (Bob) Doughty Weeks, Jr.

Before he died in May of 2016, Bob indicated his desire to his family, the Rector, and others that he would like a stained-glass window to replace the weathered and stained plastic window currently there. He commented often that his view from the choir was marred by an out-of-place Lexan window, and he hoped one day to replace it. He envisioned a window that incorporated colors and design elements of the other church windows, and also allowed a view of the enormous piece of ledge rock that is now barely visible through the window. Bob hoped for a window through which the rock could be clearly seen, one inscribed with the words of our Lord Jesus Christ: "On this rock I will build my church."


Bob first visited Rohlfs Stained & Leaded Glass Studio to talk about the window in 2012, and he discussed several design elements with them.

Rohlfs Studios is a world renowned stained-glass studio, conveniently located in Mount Vernon. In mid-2016, the Vestry was notified of plans for a donation of a stained-glass window in memory of Bob Weeks. Between 2016 and 2017 the Weeks family worked with Rohlfs to draft a sketch incorporating the design elements envisioned by Bob.

In May 2017, a sketch from Rohlfs Stained & Leaded Glass Studio was delivered to the Rector and the Wardens. They presented the sketch to the parish historian, archivist, and buildings committee. Members of the buildings committee took a trip to Rohlfs Studio to view some of the types of glass that would be used in the window. The above sketch includes modifications suggested by the buildings committee. The proposed window design was presented to the Vestry on June 26, 2017, and approved unanimously.

This packet offers background on the current Narthex window, commentary on the design elements, information about the glass colors and types that Rohlfs will use, background on Rohlfs Studios, and a timeline for installing the window.


# Large Sketch



CHRIST CHURCH  
PELHAM MANOR, NY

# The Current Window in the Narthex

(all photos on this page are existing windows at Christ Church)



The Narthex is the newest portion of the church, and it has remained unfinished. The exterior (back and sides) was never given a finished façade beyond the brick and cinder block. Older amber and blue (Bolton?) windows were placed in the New Narthex, and similar windows appear in other areas of the building. The largest window was originally a door (note the light above the window on the outside), but it was a door that didn't go anywhere and let in no light, so it was converted to a Lexan Window. Over the years the Lexan has become translucent, badly stained, and weathered. You can still see the large rock and sky through the window, but it is without question an eyesore in our otherwise beautiful church, and it is the first and last thing worshippers see at Christ Church.



# About the design elements

(all photos on this page are existing windows at Christ Church)



**Cross-hatch /diamond design:** A number of windows, including the existing windows in the Narthex, have a cross-hatch / diamond design. The Narthex windows feature a more slender version of this, and the sketch picks up that more slender design, while staying in harmony with the other windows in the church.



**The Colors:** The sketch incorporates colors that are used in our existing stained-glass windows. The ambers and blues along the edges pick up and blend with similar ambers and blues in the existing windows in the Narthex. Likewise, the lighter yellow around the vines and the green vine colors picks up yellows and greens used in other windows in the church. The window also incorporates a variety of primary colors that are evident in all of the existing windows at Christ Church. Examples of the type of colors and glass that Rohlf's will use are in the next section. The glass is stunning.



**The Clear Glass:** The “white” elements in the sketch are actually clear glass. The glass Rohlf's will use is a Polish hand blown glass that has large and significant movement elements. The clear glass will allow the viewer to see the rock through the window and clearly see the inscription.

**The Scriptural quotation and the Rock:** “On this rock I will build my church” (Matthew 16:18, NRSV). The verse from Scripture (Matthew 16:18) will be located at the lower black support bar of the window.

**The Vines:** The windows at Christ Church contain many examples of vines. The sketch incorporates the style and circular designs of those vines, while bringing in a primary green that is evident in numerous windows around the church.



**The Boat:** It is customary for stained-glass windows that are donated in memory of a loved one to include something that was special to that person and also in line with some historic feature of the building. Bob loved sailing and was in the Navy. The Bolton family were historically merchants and emigrated to this country by sailing vessel.

## More about the design



**A bit more about the boat:** The design of the actual boat is taken from a tile built into the Weeks' home. The boat motif shows up in many places in Bolton art and lore – note the ship in the right corner of the portrait. Also, Christ Church is located on the water, and the first disciples were fishermen called by Jesus.

**The birds:** The birds in the top portion of the sketch add life and balance to the upper portion of the window, through which the sky can be seen (above the rock).



**Dedication:** The bottom (below the boat) of the window will feature a memorial to Bob Weeks. This is customary in stained glass windows.

**Unique:** Rohlf's doesn't do "stock" stained-glass windows. The sketch was designed by Carmen, who has been the design artist at Rohlf's for the past nineteen years. She worked directly with the Weeks family and, using high quality photos of every window at Christ Church, along with suggestions from the building committee, created this original design.



**Cartoon & Sketch** Following Vestry approval (June 26, 2017) Rohlf's will create a full-scale, black & white "cartoon" or drawing. The cartoon will provide the detail that the smaller sketch cannot, including the line of Scripture, and dedication. The stained-glass artisans at Rohlf's then begin working on the window, using the to-scale cartoon as their guide.






# Stained Glass, Painted Glass & Safety




**Glass Colors:** Rohlf's has a huge variety of stained glass, much of it from a glass-maker in Washington state, some from Europe. They order glass, as needed, for each window. They provided samples for us to view, and these are the types of glass they will use. The red is similar to what they would use for flowers. Keep in mind the flower is quite small, and that piece of glass is very large, and this allows the same glass to serve for many different, but similar flowers.




**Painted Glass:** The art of creating a stained-glass window involves painted glass as well as colored glass. Intricate designs (like a flower) are painted on top of the colored glass to add texture, depth, and beauty. Nearly every window in Christ Church (and all of the detailed ones) feature a mixture of painted and colored glass. Painted designs on glass can come off if they are "cleaned". At some point in the church's history someone cleaned several of the Bolton windows and removed/faded the designs. *Please note: stained glass must only be cleaned by a professional glass firm.*



**Safety:** The stained glass will be exposed inside the church. For safety reasons a layer of protective, clear glass will be placed on the outside. This safety glass is not unbreakable, but it is much stronger than normal glass. It will protect the window against stray footballs, baseballs, snow shovels, etc.









# Rohlf's & Timeline

## About Rohlf's:

Rohlf's restored our window featuring Jesus and the children. They are world class window designers who take on ecclesiastical window projects all over the country. Take a look at the links for more information.

<http://www.rohlfstudio.com/stained-glass-portfolio/>

<http://www.rohlfstudio.com/stained-leaded-glass-services/new-stained-glass-windows/>

**Timeline:** The goal is to install the window before Thanksgiving, 2017. Once the weather changes, installation must be moved back until mid-2018. To ensure that the window is installed this year and not lose six months, we are following this timeline.

- June 26: Vestry approval at the vestry meeting on June 26, and contract signed.
- July: Exterior/interior granite base installed existing Narthex Window.
- August/September - A full size black and white cartoon will be finished. The Weeks family, vestry members, and buildings committee members are invited to meet onsite at Rohlf's studio to view the cartoon.
- November 2017 - Installation of Window.