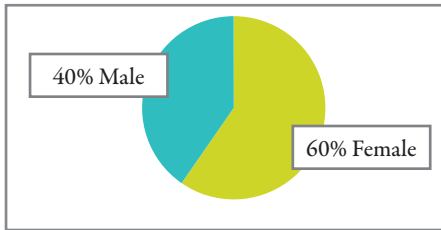


Christ Church Parish Survey Results

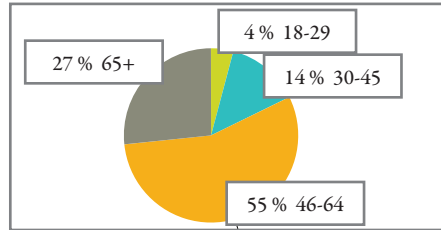
There were 173 responses to the Adult Parish Survey. Participants were not required to answer all questions. Where used, percentages reflect only those who answered the question.

Demographics

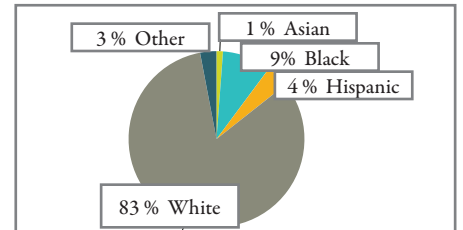
Gender



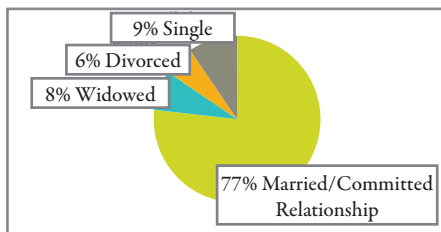
Age



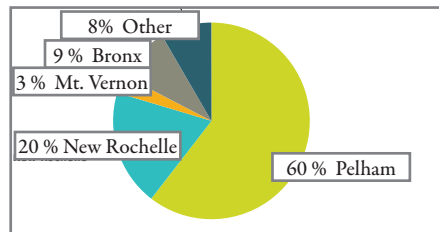
Race



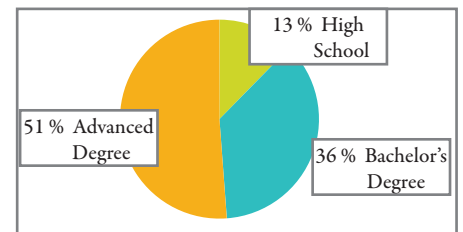
Marital Status



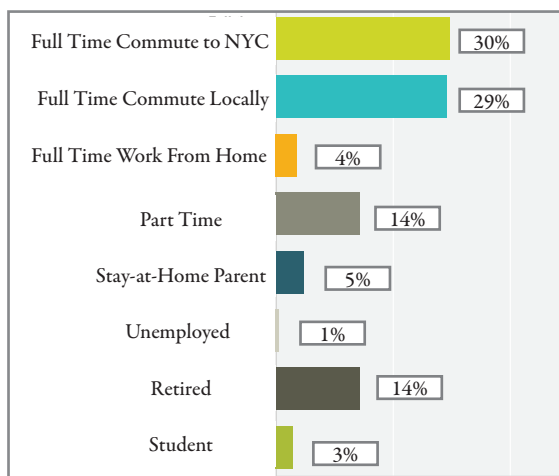
City or Town



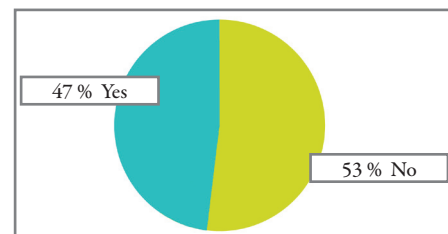
Education



Employment Status



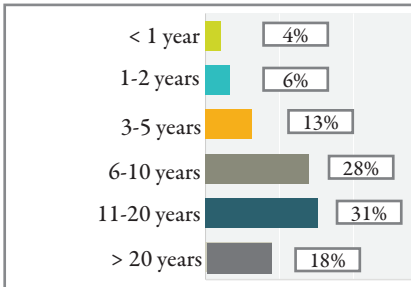
Have Children Under 18?



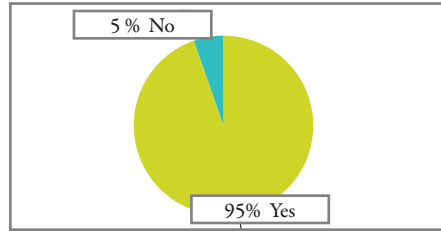
Christ Church Parish Survey Results

Relationship to Christ Church

How Long Attended

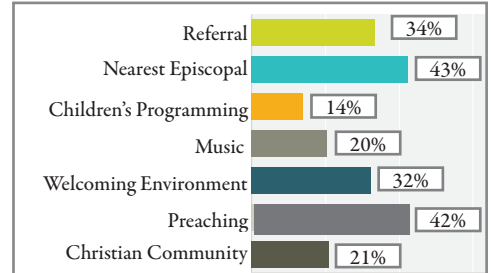


Do You Consider Yourself A Member

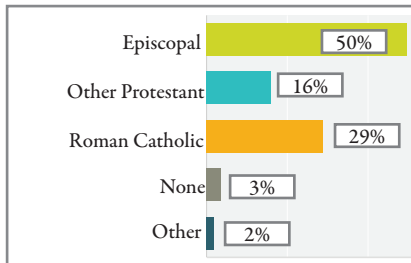


What Drew You Here?

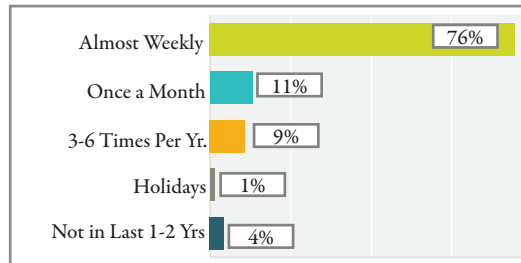
check all that apply



Previous Affiliation

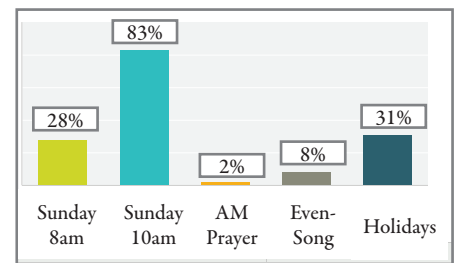


Attendance Frequency



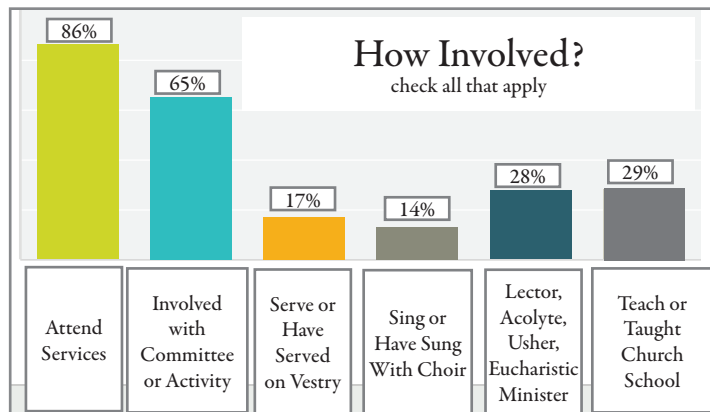
Which Service?

check all that apply



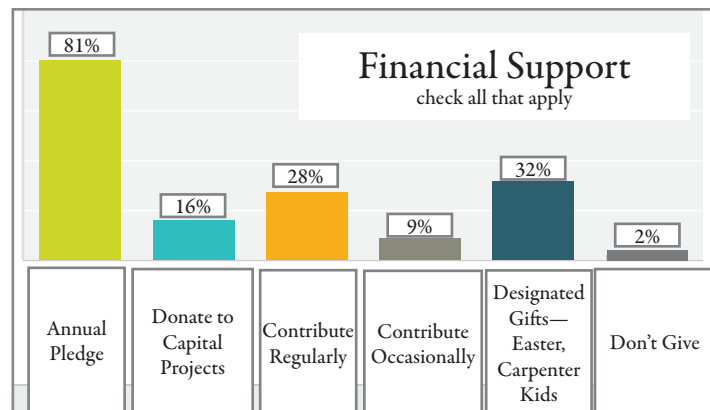
How Involved?

check all that apply



Financial Support

check all that apply



Christ Church Parish Survey Results

Our Identity: Ranking of Aspects

What We Do Best Currently and Aspirations For the Future (1=highest)

	CURRENT RANKING			FUTURE DESIRED	
	Adult	Youth *		Adult	Youth*
Worship (Sunday Services, Morning Prayer, Holy Week and Advent Services, Evensong)	1	1		1	1
Preaching	2	2		2	2
Children's Education (Sunday School, Confirmation, Children's Chapel)	3	4		3	4
Music	4	6		6	5
Fellowship	5	5		8	7
Outreach	6	3		5	3
Senior Citizen's Ministry (Senior's Bible Study, Activities, Reaching Shut-ins)	7	7		9	8
Pastoral Counseling	8	10		7	9
Adult Education	9	8		10	10
Teen and Youth Group Activities (Post-Confirmation Education and Activities)	10	9		4	6

*Based on Youth Survey

Importance of Ministries

Worship Experience Importance

	Extremely Important	Important	Somewhat Important	Not Important	No Opinion	Average Score
Outstanding Sermons	78%	18%	3%	1%	0%	3.74
Communion Every Sunday	53%	26%	14%	6%	1%	3.27
Holy Week Special Services	39%	46%	9%	4%	2%	3.21
Episcopal Liturgy	39%	40%	14%	5%	2%	3.15
Hymns Sung by Congregation	36%	42%	16%	5%	1%	3.09
Organ Music	25%	43%	19%	12%	1%	2.82
Singing by Choir	24%	45%	19%	13%	0%	2.80
Christmas Pageant	19%	44%	24%	10%	3%	2.75
Adhering to Traditional Order of Service	26%	30%	28%	13%	3%	2.70
Children-led Services	12%	31%	37%	18%	2%	2.39
Evensong	3%	29%	31%	19%	18%	2.18

Christ Church Parish Survey Results

Religious Aspects

	Extremely Important	Important	Somewhat Important	Not Important	No Opinion	Average Score
The Clergy	83%	15%	1%	0%	1%	3.83
Sunday Worship Service	80%	17%	2%	0%	1%	3.78
A Place Where I Can Deepen My Faith	80%	16%	3%	1%	0%	3.75
Preaching	76%	21%	2%	1%	0%	3.72
A Place Where My Children Can Learn About God and be a Part of Christianity	63%	19%	1%	4%	13%	3.63
Holiday Events	49%	38%	11%	1%	1%	3.36
Pastoral Care	41%	46%	9%	1%	3%	3.31
Sharing Personal Concerns with the Clergy	27%	43%	20%	4%	6%	2.99
Prayer and Quiet Meditation	23%	49%	21%	6%	1%	2.90
Healing Prayers	21%	43%	21%	9%	6%	2.81
Morning Prayer Service and Evensong	6%	31%	33%	14%	16%	2.34

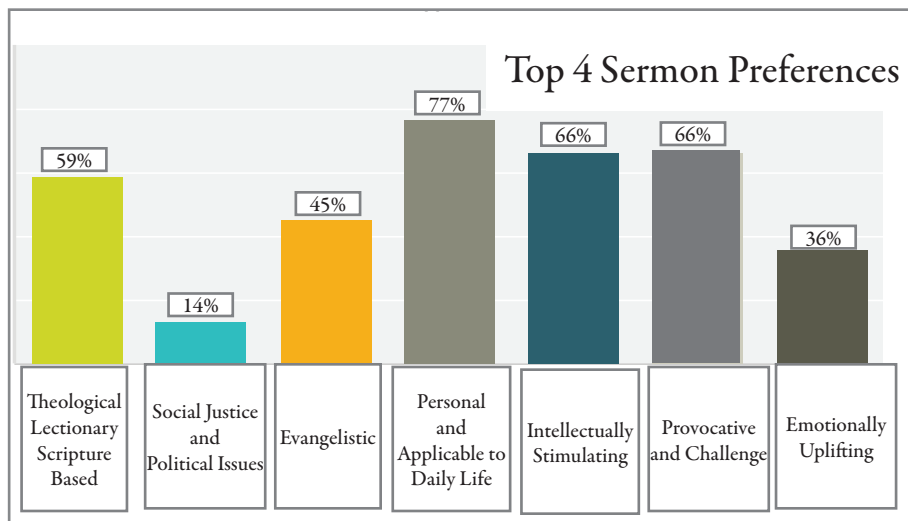
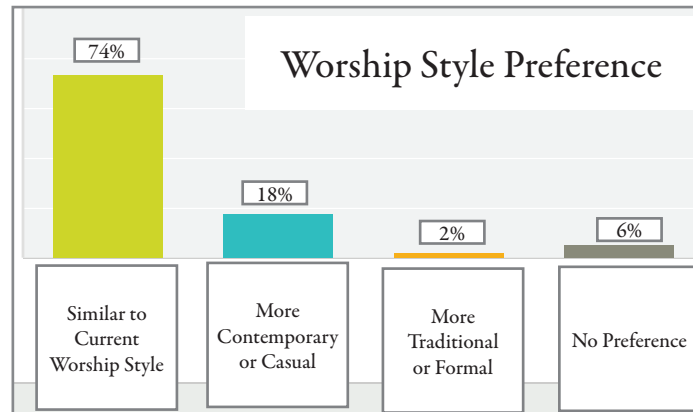
Social and Cultural Elements

	Extremely Important	Important	Somewhat Important	Not Important	No Opinion	Average Score
Sense of Belonging to a Community	58%	32%	8%	1%	1%	3.48
The Congregation	41%	46%	11%	0%	2%	3.30
The Episcopal/Anglican Traditions	36%	41%	15%	7%	1%	3.06
The Architecture and Beauty of the Church	32%	44%	20%	3%	1%	3.04
Fellowship Events	31%	44%	20%	4%	1%	3.03
Music	37%	33%	23%	7%	0%	2.99

Christ Church Parish Survey Results

Parish Programs

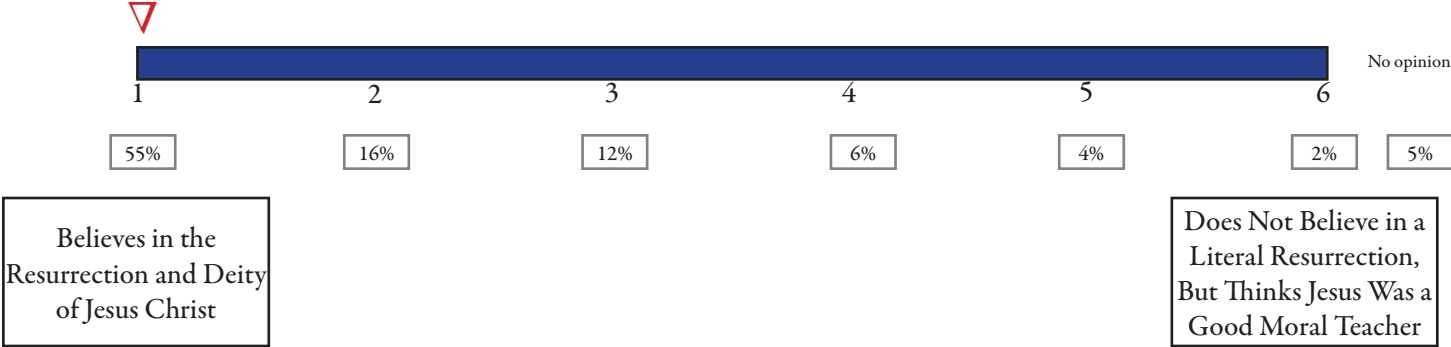
	Extremely Important	Important	Somewhat Important	Not Important	No Opinion	Average Score
Church School for Children	62%	28%	4%	1%	5%	3.59
Confirmation Classes	59%	30%	5%	3%	3%	3.49
Rites and Sacraments (Weddings, Baptisms, Funerals)	50%	40%	8%	1%	1%	3.39
Youth Activities Pre-Confirmation	44%	41%	6%	4%	5%	3.31
Youth Group for Teenagers Post-Confirmation	40%	41%	9%	4%	6%	3.24
Outreach	30%	47%	16%	5%	2%	3.04
Senior Citizen Ministry and Activities	21%	56%	13%	2%	8%	3.03
Acolyte Program	25%	44%	18%	4%	9%	2.99
Choir	31%	39%	18%	11%	1%	2.90
Lay Ministry	16%	42%	28%	6%	8%	2.74
Adult Christian Education	16%	48%	23%	9%	4%	2.74
Other Music Offerings (Concerts)	11%	26%	32%	26%	5%	2.25



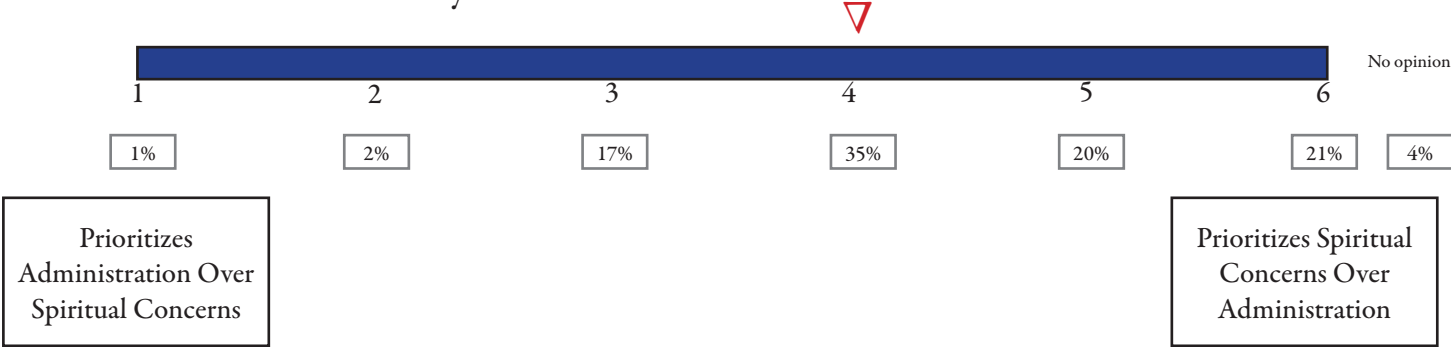
Christ Church Parish Survey Results

Ideal Qualities

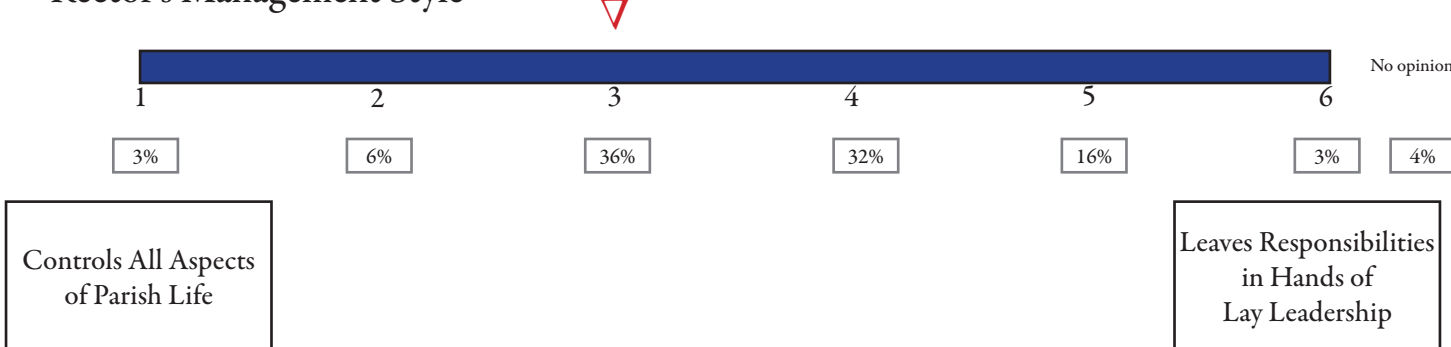
Rector's Spiritual Beliefs



Rector's Administrative Style

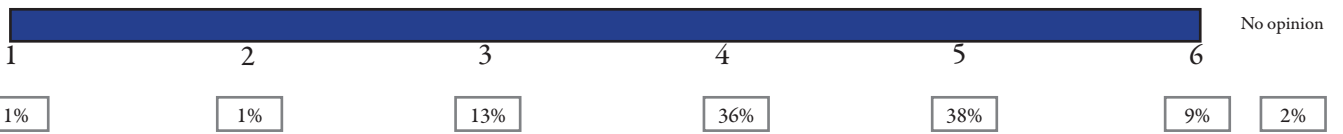


Rector's Management Style



Christ Church Parish Survey Results


Rector's Financial Style



Pays Little or No Attention to Constraints of the Parish's Annual Budget

Adheres Rigidly to the Parish's Annual Budget

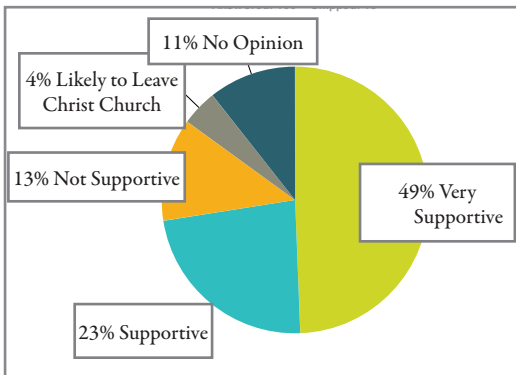
Rector's Recruitment Style



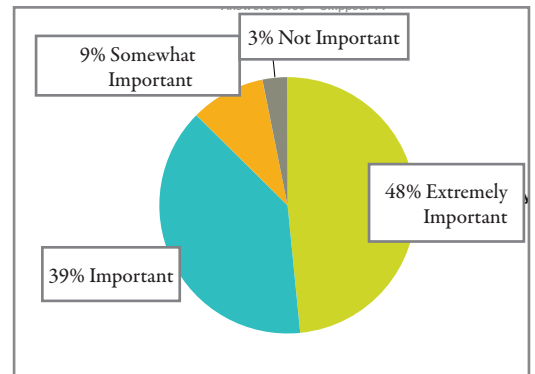
Actively Recruits New Members to the Parish

Relies on Parishioners to Invite New Members

Support Rector Performing Same-Gender Marriage



Importance That Rector Willing to Serve for at Least 7 Years



Christ Church Parish Survey Results

Rector Priorities

	Extremely Important	Important	Somewhat Important	Not Important	No Opinion	Average Score
WITHIN PARISH						
Pastoral Care to Parishioners	53%	42%	5%	0%	0%	3.49
Ministering to Parish Youth	42%	47%	10%	0%	1%	3.32
Ministering to Senior Parishioners	33%	55%	10%	0%	2%	3.24
Teaching Adult Christian Education	21%	53%	22%	3%	1%	2.93
Stewardship/Management of the Parish	26%	56%	16%	1%	1%	2.90
Teaching Parish Youth in Person	24%	44%	29%	2%	1%	2.34
WITHIN PELHAM AND COMMUNITY						
Ministry at Local Hospitals and Nursing Homes	17%	43%	27%	7%	6%	2.74
The Diocese of NY	13%	50%	22%	11%	4%	2.67
The Town of Pelham Interfaith Council	9%	47%	34%	6%	4%	2.63
Other Episcopal Parishes	6%	42%	37%	10%	5%	2.47
Local Civic Organizations	5%	39%	44%	7%	5%	2.43
OUTREACH						
Local Outreach	40%	47%	10%	1%	2%	3.29
Social Justice	19%	41%	24%	11%	5%	2.70
National Outreach	3%	37%	39%	17%	4%	2.28
International Outreach	5%	31%	41%	20%	3%	2.22